

Abaqus 6.13-2 Performance Benchmark and Profiling

July 2014



- **The following research was performed under the HPC Advisory Council activities**

- Special thanks for: HP, Mellanox



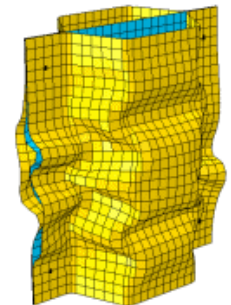
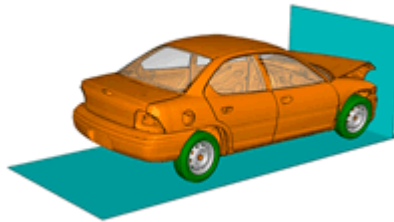

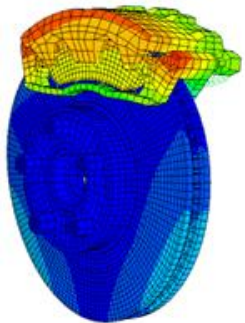
- **For more information on the supporting vendors solutions please refer to:**

- www.mellanox.com, <http://www.hp.com/go/hpc>

- **For more information on the application:**

- <http://www.simulia.com>

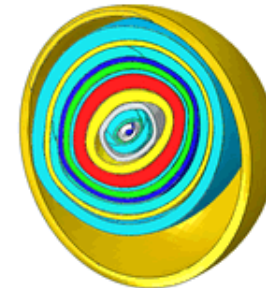
- **Abaqus Unified FEA product suite offers powerful and complete solutions for both routine and sophisticated engineering problems covering a vast spectrum of industrial applications**
- **The Abaqus analysis products listed below focus on:**
 - Nonlinear finite element analysis (FEA)
 - Advanced linear and dynamics application problems
- **Abaqus/Standard**
 - General-purpose FEA that includes broad range of analysis capabilities
- **Abaqus/Explicit**
 - Nonlinear, transient, dynamic analysis of solids and structures using explicit time integration



- **The presented research was done to provide best practices**
 - Abaqus performance benchmarking
 - Interconnect performance comparisons
 - MPI performance comparison
 - Understanding Abaqus communication patterns

- **The presented results will demonstrate**
 - The scalability of the compute environment to provide nearly linear application scalability

- **HP ProLiant SL230s Gen8 4-node “Athena” cluster**
 - Processors: Dual-Socket 10-core Intel Xeon E5-2680v2 @ 2.8 GHz CPUs
 - Memory: 32GB per node, 1600MHz DDR3 Dual-Ranked DIMMs
 - OS: RHEL 6 Update 2, OFED 2.2-1.0.1 InfiniBand SW stack
- **Mellanox Connect-IB FDR InfiniBand adapters**
- **Mellanox ConnectX-3 VPI Ethernet adapters**
- **Mellanox SwitchX SX6036 56Gb/s FDR InfiniBand and Ethernet VPI Switch**
- **MPI: Platform MPI 8.3 (vendor provided)**
- **Application: Abaqus 6.13-2 (unless otherwise stated)**
- **Benchmark Workload:**
 - Abaqus/Explicit benchmarks: E6: Concentric Spheres



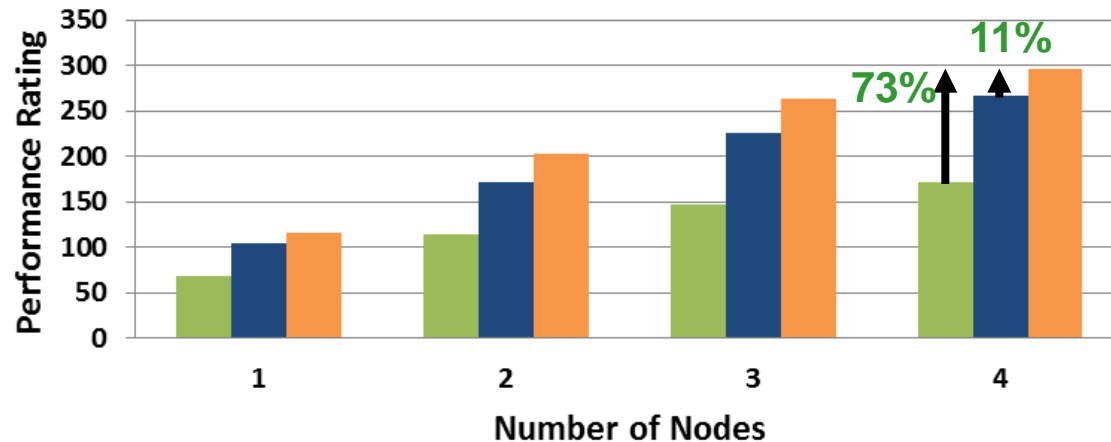
About HP ProLiant SL230s Gen8

Item	HP ProLiant SL230s Gen8 Server
Processor	Two Intel® Xeon® E5-2600 v2 Series, 4/6/8/10/12 Cores,
Chipset	Intel® Xeon E5-2600 v2 product family
Memory	(256 GB), 16 DIMM slots, DDR3 up to 1600MHz, ECC
Max Memory	256 GB
Internal Storage	Two LFF non-hot plug SAS, SATA bays or Four SFF non-hot plug SAS, SATA, SSD bays Two Hot Plug SFF Drives (Option)
Max Internal Storage	8TB
Networking	Dual port 1GbE NIC/ Single 10G Nic
I/O Slots	One PCIe Gen3 x16 LP slot 1Gb and 10Gb Ethernet, IB, and FlexF abric options
Ports	Front: (1) Management, (2) 1GbE, (1) Serial, (1) S.U.V port, (2) PCIe, and Internal Micro SD card & Active Health
Power Supplies	750, 1200W (92% or 94%), high power chassis
Integrated Management	iLO4 hardware-based power capping via SL Advanced Power Manager
Additional Features	Shared Power & Cooling and up to 8 nodes per 4U chassis, single GPU support, Fusion I/O support
Form Factor	16P/8GPUs/4U chassis



- **Intel E5-2680 V2 (Ivy Bridge) cluster outperforms prior CPU generation**
 - Performs 73% higher than Westmere (X5670) cluster at 4 nodes
 - Performs 11% higher than Sandy Bridge (E5-2680) cluster at 4 nodes
- **System components used:**
 - Athena-IVB: 2-socket Intel E5-2680 @ 2.7GHz, 1600MHz DIMMs, FDR IB, 1HDD
 - Athena-SNB: 2-socket Intel E5-2680 @ 2.7GHz, 1600MHz DIMMs, FDR IB, 1HDD
 - Plutus-WSM: 2-socket Intel X5670 @ 2.93GHz, 1333MHz DIMMs, QDR IB, 1HDD

Abaqus/Explicit Performance (E6)



All measurement
based on v6.12.2

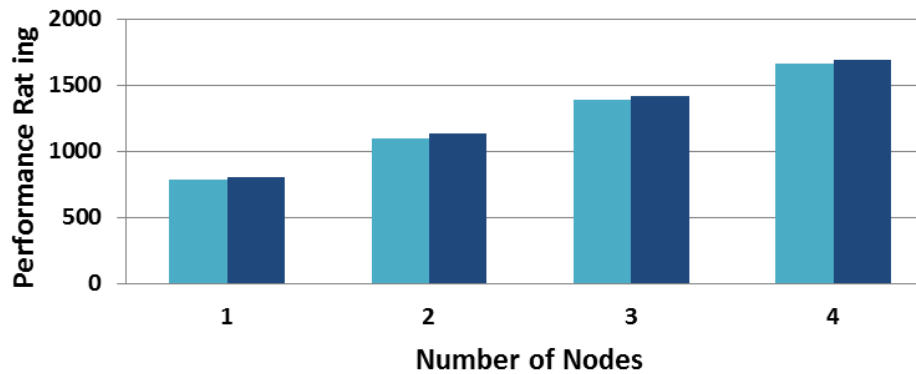
■ Plutus-WSM ■ Athena-SNB ■ Athena-IVB

Performance Rating:
based on total
runtime

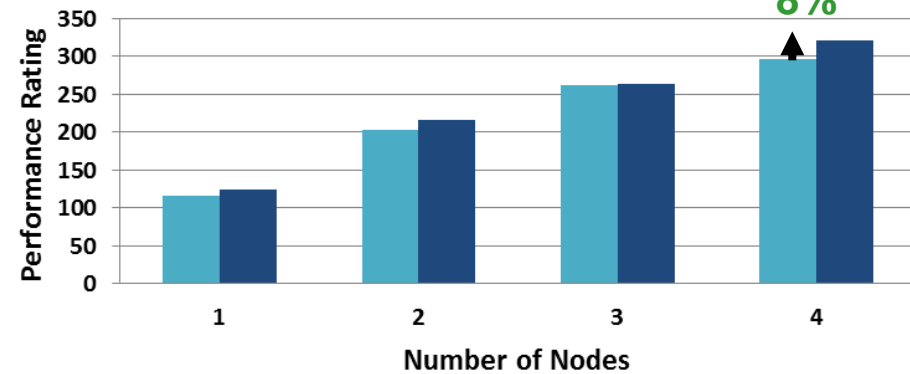
Abaqus Performance – Software Versions

- **Abaqus/Explicit performs faster than the previous version**
 - 6.13-2 outperforms 6.12-2 by 8% at 4 nodes / 80 cores
- **Difference Abaqus/Standard with the newer version is not as clear**
 - Only slight gain can be seen on the dataset tested

Abaqus/Standard Performance (S2A)



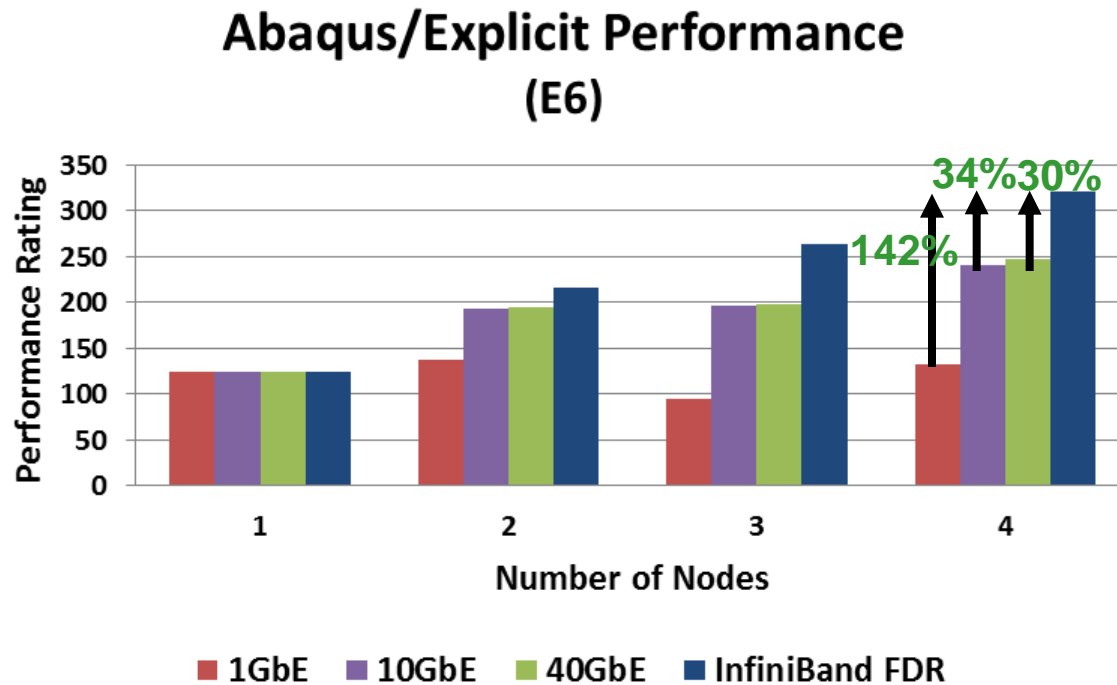
Abaqus/Explicit Performance (E6)



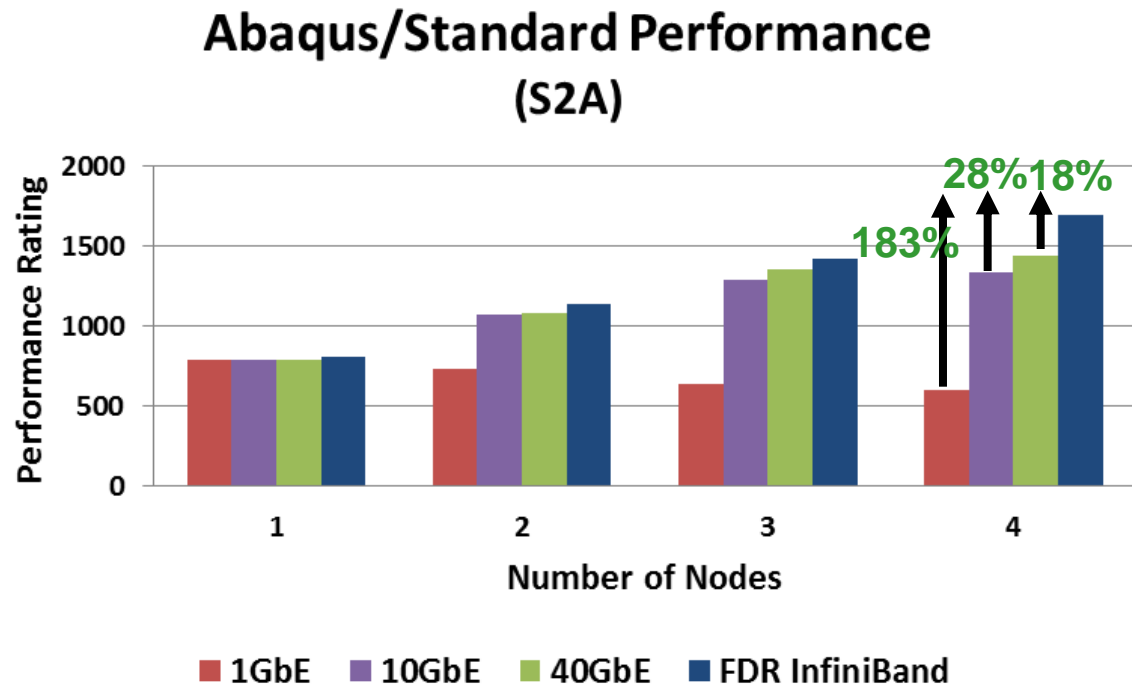
Higher is better

Abaqus 6.12-2 Abaqus 6.13-2

- **FDR InfiniBand is the most efficient network interconnect for Abaqus/Explicit**
 - Outperforms 1GbE by 142%, 10GbE by 34%, and 40GbE by 30% at 4 nodes

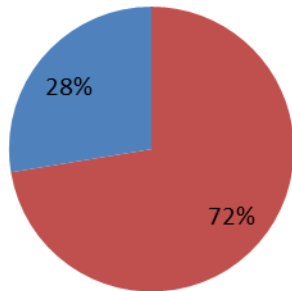


- **InfiniBand enables higher cluster productivity among the interconnects tested**
 - Reducing the runtime by 183% versus 1GbE
 - Up to 28% higher performance versus 10GbE
 - Up to 18% higher performance versus 40GbE



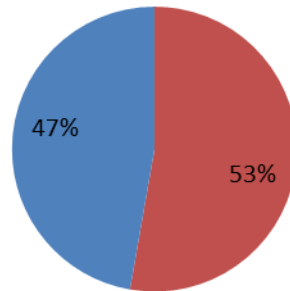
- **FDR InfiniBand reduces the MPI communication time**
 - InfiniBand FDR consumes about 37% of total runtime at 4 nodes
 - Ethernet solutions consume from 53% to 72% at 4 nodes

Abaqus/Explicit Profiling
(E6, 80 processes, 1GbE)
MPI/User Time Ratio



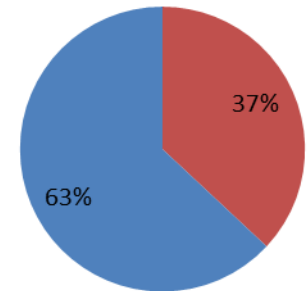
■ MPI time ■ User time

Abaqus/Explicit Profiling
(E6, 80 processes, 10GbE)
MPI/User Time Ratio



■ MPI time ■ User time

Abaqus/Explicit Profiling
(E6, 80 processes, FDR IB)
MPI/User Time Ratio

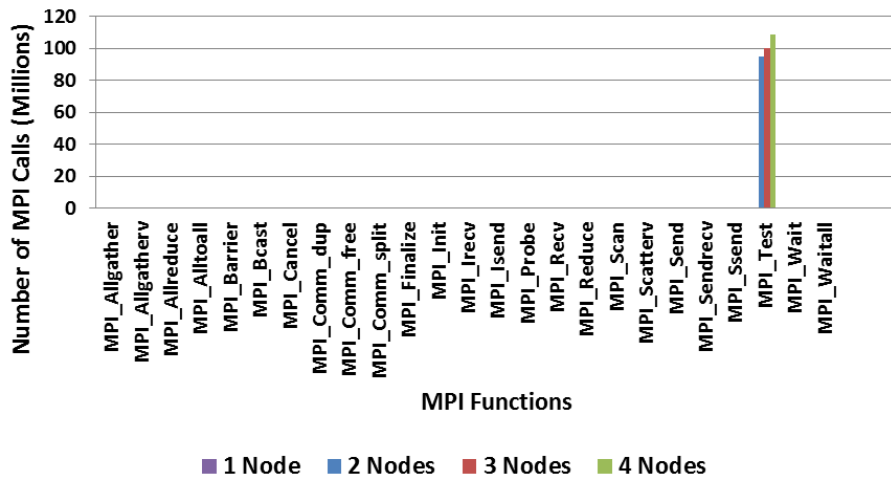


■ MPI time ■ User time

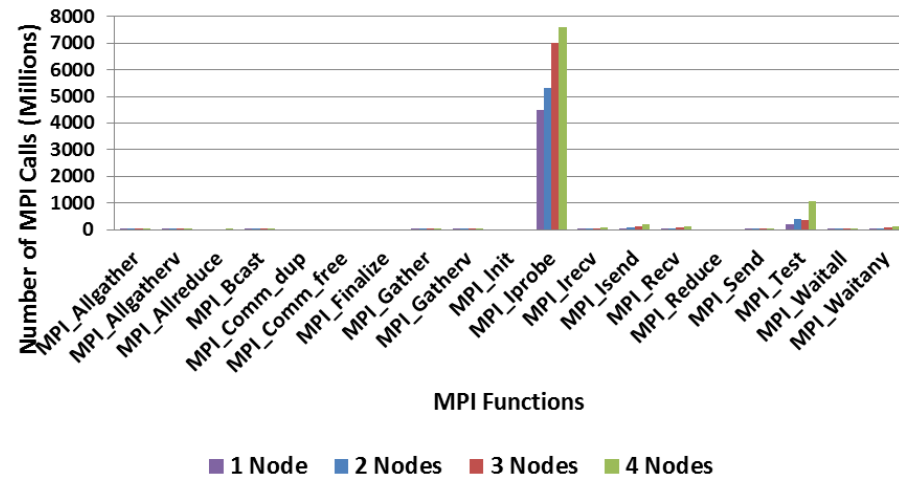
Abaqus/Explicit Profiling – MPI calls

- **Abaqus/Standard uses a wide range of MPI APIs**
 - MPI_Test dominates the MPI function calls (over 97%)
- **Abaqus/Explicit shows high usage for testing non-blocking messages**
 - MPI_Iprobe (95%), MPI_Test (3%)

Abaqus/Standard Profiling (S2A)
Number of MPI Calls



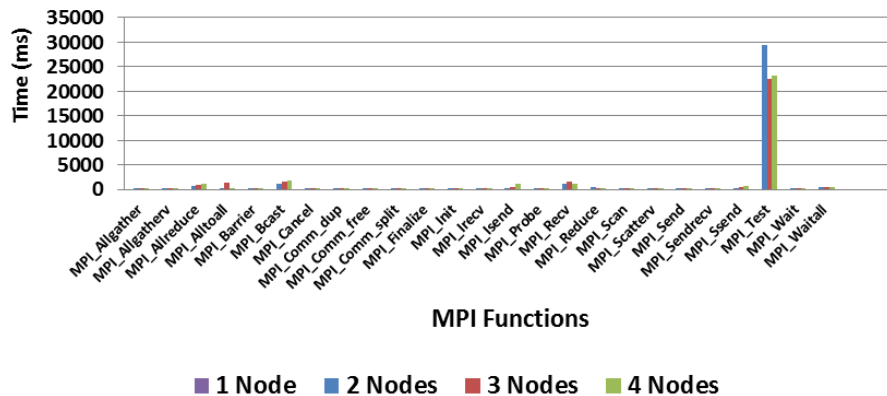
Abaqus/Explicit Profiling (E6)
Number of MPI Calls



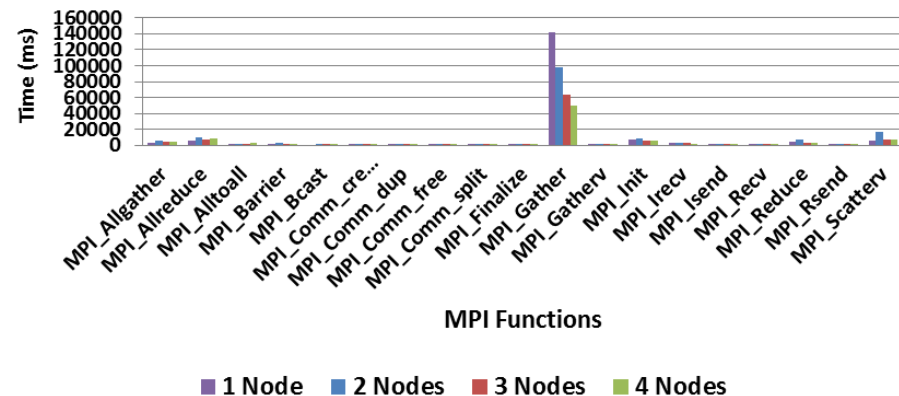
Abaqus/Explicit Profiling – Time Spent in MPI

- Abaqus/Standard shows high usage for testing non-blocking messages
- MPI_Gather dominates the MPI communication time in Abaqus/Explicit

Abaqus/Standard Profiling (S2A)
Time Spent of MPI Calls




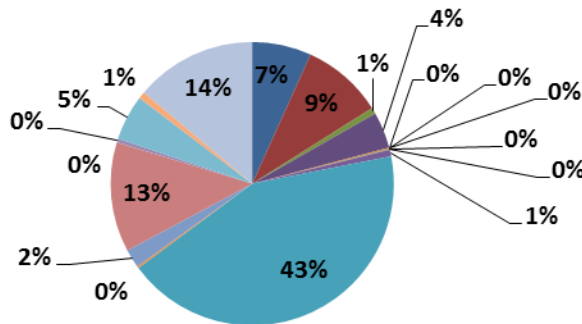
Abaqus/Explicit Profiling (E6)
Time Spent of MPI Calls



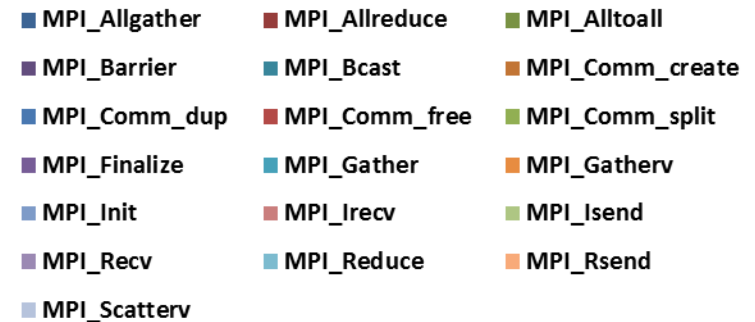
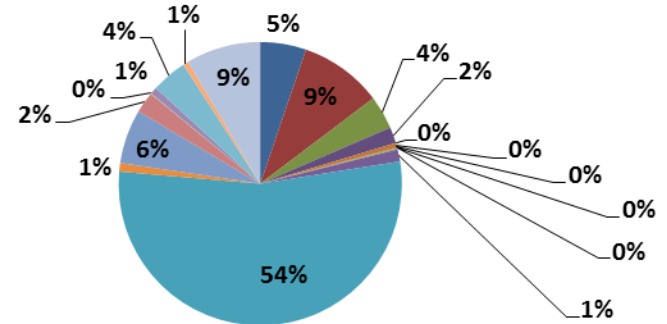
Abaqus/Explicit Profiling – Time Spent in MPI

- **Abaqus/Explicit: More time spent on MPI collective operations:**
 - InfiniBand FDR: MPI_Gather(54%), MPI_Allreduce(9%), MPI_Scatterv(9%)
 - 1GbE: MPI_Gather(43%), MPI_Irecv(13%), MPI_Scatterv(14%)

Abaqus/Explicit Profiling
(E6, 4-node, 1GbE)
% Time Spent of MPI Calls



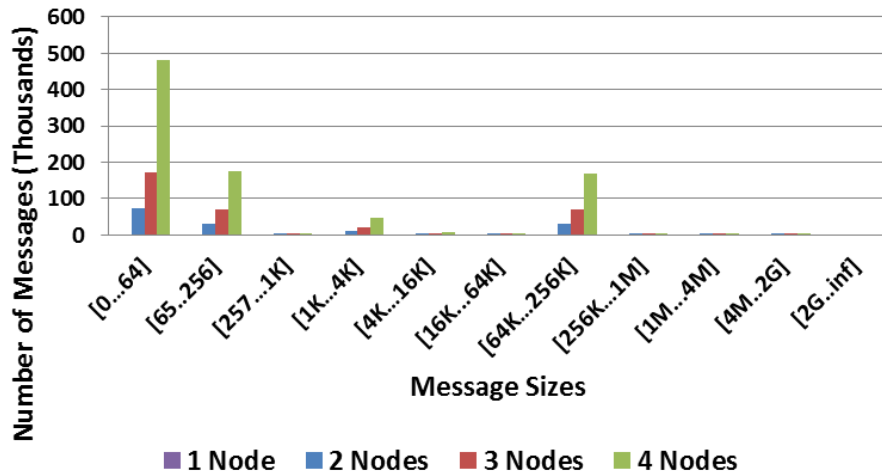
Abaqus/Explicit Profiling
(E6, 4-node, FDR IB)
% Time Spent of MPI Calls



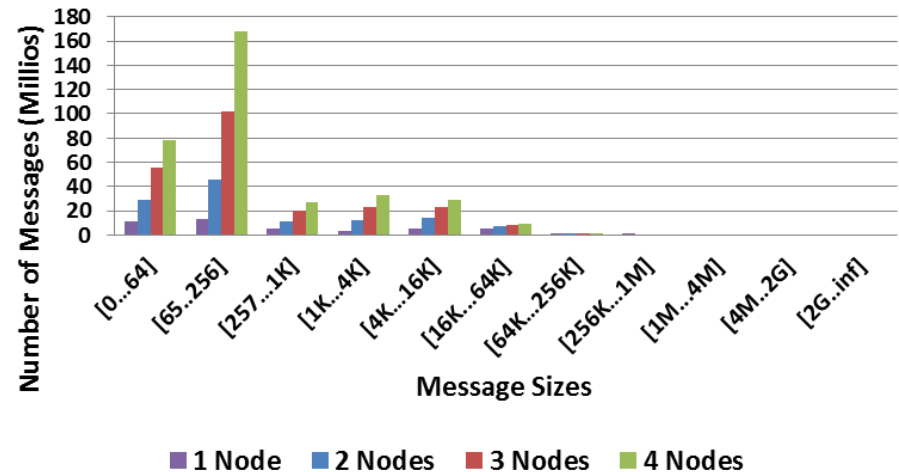
Abaqus Profiling – Message Sizes

- **Abaqus/Standard uses small and medium MPI message sizes**
 - Most message sizes are between 0B to 64B, and 65B to 256B
 - Some medium size concentration in 64KB to 256KB
- **Abaqus/Explicit shows a wide distribution of small message sizes**
 - Small messages peak in the range from 65B to 256B

Abaqus/Standard Profiling (S2A)
MPI Message Sizes



Abaqus/Explicit Profiling (E6)
MPI Message Sizes



- **HP ProLiant Gen8 servers delivers better performance than its predecessor**
 - ProLiant Gen8 equipped with Intel E5 2600 V2 series processors and InfiniBand FDR
 - Provided up to 73% higher performance than ProLiant G7 when compared at 4 nodes
 - Outperforms by 11% of higher performance compared to the Intel E5 2600 series processors
- **InfiniBand FDR is the most efficient cluster interconnect for Abaqus**
 - Abaqus/Explicit: Outperforms 1GbE by 142%, 10GbE by 34%, and 40GbE by 30% at 4 nodes
 - Abaqus/Standard: Reducing the runtime by 183% on 1GbE, 28% on 10GbE, and 18% on 40GbE
- **Abaqus/Explicit performs faster than the previous version**
 - Version 6.13-2 outperforms version 6.12-2 by 8% at 4 nodes / 80 cores
- **Abaqus Profiling**
 - InfiniBand FDR reduces communication time; provides more time for computation
 - InfiniBand FDR consumes 37% of total time, compared to 53-72% for Ethernet solutions

Thank You

HPC Advisory Council



All trademarks are property of their respective owners. All information is provided "As-Is" without any kind of warranty. The HPC Advisory Council makes no representation to the accuracy and completeness of the information contained herein. HPC Advisory Council undertakes no duty and assumes no obligation to update or correct any information presented herein